

9

8

7

6

5

4

3

2

1

Edition	Modify	Date	Author

E

E

D

D

C

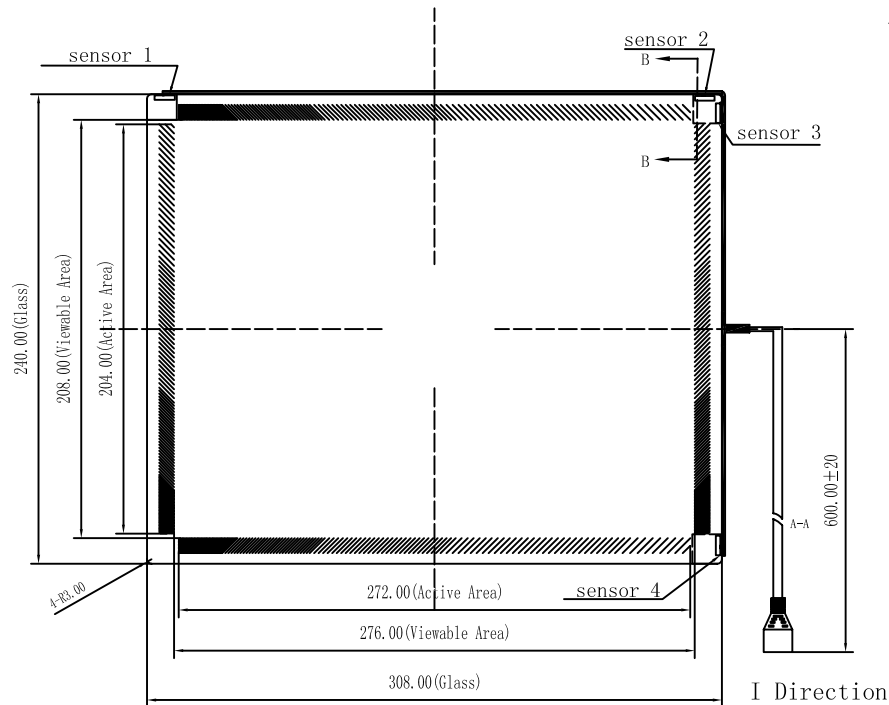
C

B

B

A

A



4.00 ± 0.50

B-B 5:1

4.00

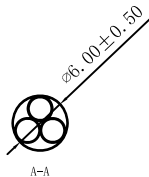
600.00 ± 20

I Direction

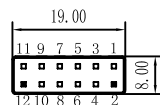
I Direction

PIN	Signal	Insulation Color Overall Shield
1	Oierall Shield	
2		
3	Y + Receive	BLUE
4	Y Transmit	BLUE
5	Y - Receive	BLACK
6	Y Ground	YELLOW
7	Shield	
8	X Ground	GREEN
9	X+Receive	WHITE
10	X Transmit	RED
11	X-Receive	RED
12		

sensor 1	Y-Transmit
sensor 2	Y-Receive
sensor 3	X-Receive
sensor 4	X-Transmit



A-A



I Direction

产品要求:

1. 线卡: 常规
2. 基座: 11.5mm
3. 粘线方式: 侧面

Unmarked Tolerance			Shenzhen Keetouch Electronic Co., Ltd			
From (mm)	To (mm)	Quality level	product	规格书	Drawing No.	KT-PT-183/LF
0	10	±0.05	Specs	308*240*4	Part No.	KAL-0133-4B
10	50	±0.10	Drawing/Date	HXM 2008.11.26	Edition	A0 Unit mm
50	100	±0.15	Check/Date		Size	A4 Scale Free
100	Over	±0.50	Approve/Date		Shadow	
			Total X 1 P X 1 P			

9

8

7

6

5

4

3

2

1